

Intergrain UltraDeck Slip Resistant

AU_DW02611




Part A	552W0260
---------------	----------

Description
Intergrain UltraDeck® Slip Resistant is a long lasting, high performance, water based coating designed to enhance the natural colour of exterior timber while providing slip resistance. The subtly textured, matt finish guards timber against harsh weather conditions as well as the abrasive effects of foot traffic, providing your timber superior protection for longer.

Features
<ul style="list-style-type: none"> • Achieves P4 slip resistance rating. • Long lasting finish. • Coat in any season#

Uses
Decks, ramps, walkways and steps.

Performance Guide			
Weather	Exterior durable.	Salt	Good
Heat Resistance	Up to 70 degrees Celsius. Higher temperatures will cause film to soften.	Water	Good
Abrasion	Good		

Typical Properties																											
Gloss Level	Matt	Colour	Lightly pigmented Natural brown.																								
Components	1	Number Of Coats	2-3																								
V.O.C. Level	<40g/L	Meets GBCA VOC Requirement?	Yes. Total Volatile Organic Content (TVOC) values are calculated in accordance to the stated methodology within Green Star Technical Manuals. The TVOC content is theoretically calculated as the sum total of the known VOC values of the product's raw material components. These materials include the base paint plus additional low VOC tinter required for non-factory packaged colours.																								
Clean Up	 Water																										
Application Method	  Brush Pad																										
Application Conditions	<table border="0" style="width: 100%;"> <tr> <td style="text-align: center;">Solids By Volume</td> <td style="text-align: center;">27</td> <td></td> <td></td> </tr> <tr> <td></td> <td style="text-align: center;">Min</td> <td style="text-align: center;">Max</td> <td style="text-align: center;">Recommended</td> </tr> <tr> <td>Wet Film Per Coat (microns)</td> <td style="text-align: center;">71</td> <td></td> <td></td> </tr> <tr> <td>Dry Film Per Coat (microns)</td> <td style="text-align: center;">19</td> <td></td> <td></td> </tr> <tr> <td>Recoat Time (min)</td> <td style="text-align: center;">See below</td> <td></td> <td></td> </tr> <tr> <td>Theoretical Spread Rate (m²/L)</td> <td style="text-align: center;">10</td> <td style="text-align: center;">14</td> <td></td> </tr> </table>			Solids By Volume	27				Min	Max	Recommended	Wet Film Per Coat (microns)	71			Dry Film Per Coat (microns)	19			Recoat Time (min)	See below			Theoretical Spread Rate (m²/L)	10	14	
Solids By Volume	27																										
	Min	Max	Recommended																								
Wet Film Per Coat (microns)	71																										
Dry Film Per Coat (microns)	19																										
Recoat Time (min)	See below																										
Theoretical Spread Rate (m²/L)	10	14																									
Typical Properties Notes	<p>COVERAGE 10-14m²/L per coat, depending on the porosity of the timber.</p> <p>DRY TIME - COAT IN ANY SEASON# Ideal Conditions Temperature between 15-35°C and Humidity <85% Touch dry 1 hour Recoat 3 hours Rain ready^ 3 hours</p> <p>Cool Conditions Temperature between 5-15°C and Humidity <85% Touch dry 3 hours Recoat 8 hours Rain ready^ 8 hours</p> <p># COAT IN ANY SEASON LIMITATIONS Do not apply if: <ul style="list-style-type: none"> • Humidity is higher than 85% • Air or surface temperatures are above 35°C or below 5°C • Rain or dew is expected before coating is rain ready ^ Doing so may result in difficult application, poor adhesion and blistering.</p> <p>^ RAIN READY Intergrain UltraDeck Slip Resistant can withstand light rain on the day of application. Use times provided above as a guide for when your final coat will be rain ready.</p> <p>P4 SLIP RATING Intergrain UltraDeck Slip Resistant achieves a P4 slip rating in 2 coats. A P4 slip rating is required by the Building Code of Australia on exterior stairs and ramps up to a 1:14 gradient. To maintain slip resistance, follow maintenance recommendations.</p>																										

Application Guide	
Surface Preparation	<ul style="list-style-type: none"> The instructions below offer general preparation guidelines. For larger projects, commercial jobs or for more specific information please contact our Help & Advice team. <p>MAINTENANCE COAT OF INTERGRAIN ULTRADECK SLIP RESISTANT If your existing Intergrain UltraDeck Slip Resistant coating is in good condition, clean the surface with Intergrain UltraPrep™ Timber Cleaner.</p> <p>NEW TIMBER Treat timber with Intergrain UltraPrep Tannin & Oil Remover. Then clean with Intergrain UltraPrep Timber Cleaner.</p> <p>GREY AND WEATHERED WITH NO PREVIOUS COATING Clean with Intergrain UltraPrep Timber Cleaner. For severely weathered timber, sand back to a fresh surface, remove all sanding dust, then clean with Intergrain UltraPrep Timber Cleaner.</p> <p>EXISTING COATING IN POOR CONDITION Remove coating by using a combination of Intergrain UltraPrep Tannin & Oil Remover and power washing. Then clean with Intergrain UltraPrep Timber Cleaner.</p> <p>PAINTS, VARNISHES OR COATINGS IN VARIED CONDITION Paints, varnishes or coatings that have deteriorated unevenly, remove all existing coating by using a coatings stripper or sanding back to bare timber. Then clean with Intergrain UltraPrep Timber Cleaner.</p> <p>Important: If mould is present or if timber is in a mould prone area, use Intergrain UltraPrep Mould Killer to remove surface mould effectively as the first step of preparing the timber for coating.</p>
Application Procedure And Equipment	<ul style="list-style-type: none"> Remove excess water from the surface and allow the timber to dry for at least 1 hour before coating. Stir Intergrain UltraDeck Slip Resistant thoroughly before and during use with a flat blade stirrer. Apply Intergrain UltraDeck Slip Resistant using the Intergrain DeckBrush (recommended), flat deck applicator, applicator or paint brush. Do not spray or use a roller. Apply at the coverage rate of 10-14m²/L. Do not overspread or apply thinly as insufficient film thickness will result in lap marks and compromise performance and durability. When coating large areas, work in sections, apply long strokes and use natural breaks in the boards as stopping points. Allow to dry following the recoat time indicated in the section TYPICAL PROPERTIES, then apply a second coat. A third coat will give extra protection and is required in harsh conditions such as full sun exposure, around pools and in humid areas or if the first coat was applied on damp or porous timber. <p>Important: All timber is required to be free from dust, mould and site contaminants prior to coating. Follow all relevant product label instructions when using Intergrain products.</p> <p>MAINTENANCE Conduct a routine 12 monthly maintenance inspection. Best protection of the timber and ease of maintenance is ensured if Intergrain UltraDeck Slip Resistant is recoated before deterioration of the coating and timber underneath occurs or when slip resistance is reduced.</p> <p>HELP & ADVICE Australia – 1800 630 285 www.intergrain.com.au</p> <p>NZ – 0800 222 687 www.intergrain.co.nz</p> <p>For detailed project specifications or a Safety Data Sheet, contact Intergrain Help & Advice or visit our website.</p>

Health And Safety			
MSDS Number	DLXGHCEN003478	Using Safety Precautions	Keep out of reach of children. Slippery when spilt; clean up immediately. Avoid contact with skin and eyes or breathing vapour and spray mist (dust). Wear waterproof gloves and safety glasses. Use only in well ventilated areas. Wash hands after use.
Health Effects	FIRST AID: If poisoning occurs, contact a Doctor or Poisons Information Centre. (AUST: 131 126; NZ 0800 764 766). SWALLOWED: Rinse mouth with water. If swallowed, do NOT induce vomiting. Give a glass of water. EYE: If in eyes, hold eyes open, flush with running water for at least 15 minutes. SKIN: If skin contact occurs, remove contaminated clothing and wash skin thoroughly. INHALED: Remove from contaminated area.	Flammability	Non-flammable
Fire Suppression	If involved in a fire use water fog, foam or dry agents. Avoid breathing products of combustion.	Protective Equipment	Wear waterproof gloves and safety glasses.
Storage	Keep out of reach of children.	Disposal	Refer to Local Authority for disposal advice. Do not empty into drains and waterways. Empty paint containers should be disposed through local council collection services and recovery centres or taken to a Paintback (Australia) or Painttakeback (NZ) collection point.
In the case of emergency, please call 1800 033 111			

Transport And Storage	
Pack A	552W0260
Size	Weight
1L	1.16Kg
10L	11.02Kg

Disclaimer

Dulux, Selleys and Other marks followed by ® are registered trademarks. Marks followed by the symbol of ™ are trademarks.

The data provided within the Duspec system is correct at the time of publication, however it is the responsibility of those using this information to check that it is current prior to specifying or using any of these coating/product systems.

DISCLAIMER: Any advice, recommendation, information, assistance or service provided by any of the divisions of DuluxGroup (Australia) Pty Ltd or its related entities (collectively, DuluxGroup) in relation to goods manufactured by it or their use and application is given in good faith and is believed by DuluxGroup to be appropriate and reliable. However, any advice, recommendation, information, assistance or service provided by DuluxGroup is provided without liability or responsibility PROVIDED THAT the foregoing shall not exclude, limit, restrict or modify the right entitlements and remedies conferred upon any person or the liabilities imposed upon DuluxGroup by any condition or warranty implied by Commonwealth, State or Territory Act or ordinance void or prohibiting such exclusion limitation or modification. Coating/product systems can be expected to perform as indicated on the Duspec Spec Sheet so long as applications and application procedures of the individual products are followed as recommended on the appropriate Product data Sheet. "DuluxGroup" "Dulux" "Selleys" "Berger" "Berger Gold Label" "Hadrian" "Walpamur" "Levene" "Acratex" and Other marks followed by ® are registered trademarks of DuluxGroup (Australia) Pty Ltd ABN 67 000 049 427. Marks followed by the symbol ™ are trademarks.

Please note that this document is only valid for 60 days from the date of issue.

DuluxGroup (Australia) Pty Ltd 1956 Dandenong Road, Clayton, Victoria 3168 AU ABN 67 000 049 427