

Feast Watson Matt Look Deck

AU_DW02187

Part A	563-line
---------------	----------

Description

FEAST WATSON MATT LOOK DECK IS A WATER BASED MODIFIED OIL THAT PROVIDES A LOWER SHEEN LOOK AND LONG LASTING PROTECTION TO DECKING, FENCES, STEPS AND ALL EXTERIOR TIMBER. THE UNIQUE FORMULA OF MATT LOOK DECK PENETRATES TIMBER MORE EFFECTIVELY THAN STANDARD ACRYLIC WATER BASED TIMBER COATINGS. IT GIVES A DURABLE LOWER SHEEN FINISH WITH EXCELLENT DIRT RESISTANCE – WHICH MEANS IT'S EASIER TO CLEAN AND KEEP YOUR DECK LOOKING GOOD BETWEEN COATS.

- Features**
- Matt finish
 - Unique modified oil formula
 - Excellent dirt resistance

- Benefits**
- Lower sheen natural look
 - Penetrates timber
 - Easier to clean

Uses




Decking, fences, steps and all exterior timber.

Precautions And Limitations

Do NOT apply with a roller.
Do NOT apply in temperatures under 10°C or above 35°C or when rain or heavy dew is expected within the coating dry time.

Performance Guide

Weather	Exterior durable.	Salt	Good.
Heat Resistance	Up to 70 degrees Celsius.	Water	Excellent.
Solvent	Resistant to mild solvents.	Abrasion	Good.
Acid	Resistant to dilute solutions.	Alkali	Resistant to dilute solutions.

Typical Properties																											
Gloss Level	Matt	Thinner	MATT LOOK DECK does NOT require thinning.																								
Colour	3 factory packaged colours	Components	1																								
Number Of Coats	2-3	V.O.C. Level	< 30g/L																								
Meets GBCA VOC Requirement?	Yes. Total Volatile Organic Content (TVOC) values are calculated in accordance to the stated methodology within Green Star Technical Manuals. The TVOC content is theoretically calculated as the sum total of the known VOC values of the product's raw material components. These materials include the base paint plus additional low VOC tinter required for non-factory packaged colours.	Touch Dry	2 hours																								
Clean Up	 Water																										
Application Method	  Brush Pad																										
Application Conditions	<table border="0" style="width: 100%;"> <tr> <td style="text-align: right;">Solids By Volume</td> <td style="text-align: center;">17</td> <td></td> <td></td> </tr> <tr> <td></td> <td style="text-align: center;">Min</td> <td style="text-align: center;">Max</td> <td style="text-align: center;">Recommended</td> </tr> <tr> <td style="text-align: right;">Wet Film Per Coat (microns)</td> <td></td> <td></td> <td></td> </tr> <tr> <td style="text-align: right;">Dry Film Per Coat (microns)</td> <td></td> <td></td> <td></td> </tr> <tr> <td style="text-align: right;">Recoat Time (min)</td> <td style="text-align: center;">4 hours</td> <td></td> <td></td> </tr> <tr> <td style="text-align: right;">Theoretical Spread Rate (m²/L)</td> <td></td> <td style="text-align: center;">12</td> <td></td> </tr> </table>			Solids By Volume	17				Min	Max	Recommended	Wet Film Per Coat (microns)				Dry Film Per Coat (microns)				Recoat Time (min)	4 hours			Theoretical Spread Rate (m²/L)		12	
Solids By Volume	17																										
	Min	Max	Recommended																								
Wet Film Per Coat (microns)																											
Dry Film Per Coat (microns)																											
Recoat Time (min)	4 hours																										
Theoretical Spread Rate (m²/L)		12																									
Typical Properties Notes	COVERAGE SOFTWOOD: 8 - 10m ² per litre HARDWOOD: 10 - 12m ² per litre DRYING TIME Drying times are given at 25°C and 50% relative humidity. Lower temperatures or higher humidity can lead to extended drying times. Touch Dry: 2 hours. Recoat: Allow a minimum of 4 hours drying between coats. Decking can be walked on with care after 12 hours. Full curing 7 days.																										

Application Guide

Surface Preparation

- **New Timber**
Bare timber will need to weather in order for leaching of the tannins and oils to occur. Allow new Treated Pine to weather for 2 weeks prior to application or follow timber manufacturer's recommendation. Allow other timbers to weather for approximately 4-6 weeks. We recommend that tannin rich timbers are regularly hosed with water to assist leaching during this time. Weathering periods are provided as a guide only, consult your timber supplier to ensure you correctly prepare your timber for your particular requirements. To coat new timber immediately, use Intergrain® PowerPrep™, followed by Feast Watson WOODCLEAN™, closely following both label instructions.
- Weathered Timber**
Prepare weathered or grey timber by cleaning thoroughly with WOODCLEAN as per the instructions. Sanding may be required to remove stains and restore deteriorated surfaces. Remove all sanding dust before coating.
- Previously Coated Timber**
Timber coated with stain or oil can be coated with MATT LOOK DECK after the surface has weathered. Test if the surface is ready by sprinkling water onto the timber: if the water absorbs into the timber it is suitable for coating. If the water beads, further weathering, sanding or stripping is required. Painted or varnished surfaces need to be taken back to bare timber by stripping or sanding. Prepare timber for coating with WOODCLEAN as per the instructions.

Application Procedure And Equipment

- **MATT LOOK DECK does NOT require thinning.**
For a slip resistant surface on stairs, ramps and wet areas, add Intergrain UltraGrip™* additive into each coat of MATT LOOK DECK.

Allow the timber to dry completely before applying MATT LOOK DECK. MATT LOOK DECK should be stirred thoroughly before and during application with a flat blade stirrer taking care not to introduce bubbles. If the job requires more than one can of oil, mix both cans together in one large container prior to commencing. Do NOT apply with a roller. Apply one coat of MATT LOOK DECK using a quality synthetic or pure bristle brush or lambswool applicator. Work along 3-4 planks at a time, in the direction of the grain. Ensure edges and end grain are fully coated. Maintain a wet edge at all times. Do not over brush or apply thinly, as insufficient film thickness will compromise performance and durability. Allow to dry for 4 hours. Apply a second coat as above. A third coat of MATT LOOK DECK may be required in extreme conditions such as full sun exposure, around pools and in humid areas, and may be required on porous timbers. Allow to dry for 12 hours before light foot traffic.

Do NOT apply in temperatures under 10°C or above 35°C or when rain or heavy dew is expected within the coating dry time.

MAINTENANCE
Regularly monitor coated timber for signs of colour loss, dryness and weathering. Recoat the timber when it begins to show signs of dryness to help maintain its natural beauty and protection. When required, clean the surface using WOODCLEAN, allow the surface to dry and recoat with one coat of MATT LOOK DECK.

SLIP RESISTANT FINISH
A slip resistant finish can be obtained by applying the following system:
- 2 coats of Feast Watson Matt Look Deck, with 5% Intergrain UltraGrip added to each coat.

Intergrain UltraGrip must be added at a rate of 5%. That is:
- 200g of UltraGrip for 4L of coating
- 500g of UltraGrip for 10L of coating

When UltraGrip is added, the sheen or gloss level of the resultant coating will be lower than normal. When using UltraGrip, do not sand between coats. To avoid spillage, it may be necessary to remove 500ml of the timber coating from the can before adding UltraGrip. While stirring, add UltraGrip slowly to avoid generating dust. Stir in UltraGrip thoroughly with a flat blade stirrer. Add removed timber coating back to the can as space becomes available. Stir thoroughly. Stir regularly during use.

SLIP RESISTANCE RATING
When the system described above is applied, the resultant finish achieves the following slip rating:

Tested to AS4586-2013 Slip resistance classification of new pedestrian surface materials.
WET Pendulum = Class P4

MAINTAINING A SLIP RESISTANT FINISH
In order to maintain a slip resistant finish, decking or walkways must be recoated as the slip resistance decreases due to wear. When recoating is required
- Clean the surface with Feast Watson Woodclean, following label instructions.
- Allow the surface to fully dry.
- Apply 1 coat of Feast Watson Matt Look Deck with 5% Intergrain UltraGrip added. Follow label instructions.
- Further coats of Feast Watson Matt Look Deck with 5% Intergrain UltraGrip added can be applied if required for additional weather durability.

Health And Safety			
MSDS Number	DLXGHCEN002550	Using Safety Precautions	Keep out of reach of children. Avoid contact with skin and eyes or breathing vapour and spray mist. Wear waterproof gloves and safety glasses. Use only in well ventilated areas. Wash hands after use. Slippery when spilt; clean up immediately. DO NOT REUSE CONTAINER.
Health Effects	FIRST AID: If poisoning occurs, contact a Doctor or Poisons Information Centre (AUST: 131 126; NZ 0800 764 766). SWALLOWED: Rinse mouth with water. If swallowed, do NOT induce vomiting. Give a glass of water. EYE: If in eyes, hold eyes open, flush with running water for at least 15 minutes. SKIN: If skin contact occurs, remove contaminated clothing and wash skin thoroughly. INHALED: Remove from contaminated area.	Flammability	Non-flammable
Fire Suppression	If involved in a fire use water fog, foam or dry agents. Avoid breathing products of combustion.	Protective Equipment	Wear waterproof gloves and safety glasses.
Storage	Keep out of reach of children.	Disposal	Refer to Local Authority for disposal advice. Do not empty into drains and waterways. For more information on responsible disposal of paint and packaging visit paintback.com.au (Australia only).
Other	SEE THE SAFETY DATA SHEET FOR ADDITIONAL INFORMATION. For further information or a copy of the Safety Data Sheet call Feast Watson Customer Service Department on AUST 1800 252 502, NZ 0800 222 687. EMERGENCY INFORMATION: AUST – 1800 033 111; NZ – 0800 734 607 (ALL HOURS).		
In the case of emergency, please call 1800 033 111			

Transport And Storage	
Pack A	563-line
Size 250ml 1L 4L 10L	Weight 0.33kg 1.17kg 4.49kg 11.07kg

Disclaimer

Dulux, Selleys and Other marks followed by ® are registered trademarks. Marks followed by the symbol of ™ are trademarks.

The data provided within the Duspec system is correct at the time of publication, however it is the responsibility of those using this information to check that it is current prior to specifying or using any of these coating/product systems.

DISCLAIMER: Any advice, recommendation, information, assistance or service provided by any of the divisions of DuluxGroup (Australia) Pty Ltd or its related entities (collectively, DuluxGroup) in relation to goods manufactured by it or their use and application is given in good faith and is believed by DuluxGroup to be appropriate and reliable. However, any advice, recommendation, information, assistance or service provided by DuluxGroup is provided without liability or responsibility PROVIDED THAT the foregoing shall not exclude, limit, restrict or modify the right entitlements and remedies conferred upon any person or the liabilities imposed upon DuluxGroup by any condition or warranty implied by Commonwealth, State or Territory Act or ordinance void or prohibiting such exclusion limitation or modification. Coating/product systems can be expected to perform as indicated on the Duspec Spec Sheet so long as applications and application procedures of the individual products are followed as recommended on the appropriate Product data Sheet. "DuluxGroup" "Dulux" "Selleys" "Berger" "Berger Gold Label" "Hadrian" "Walpamur" "Levene" "Acratex" and Other marks followed by ® are registered trademarks of DuluxGroup (Australia) Pty Ltd ABN 67 000 049 427. Marks followed by the symbol ™ are trademarks.

Please note that this document is only valid for 60 days from the date of issue.

DuluxGroup (Australia) Pty Ltd 1956 Dandenong Road, Clayton, Victoria 3168 AU ABN 67 000 049 427