

**Feast Watson Water Repellent Timber & Deck Oil**

**AU\_DW02083**

<b>Part A</b>	840W0211
---------------	----------

<b>Description</b>
<p>Feast Watson WATER REPELLENT TIMBER &amp; DECK OIL is a clear penetrating oil which allows exterior timber to naturally grey over time whilst repelling water. WATER REPELLENT TIMBER &amp; DECK OIL can be used for exterior cladding, weatherboards, decking, fences, gates, windows, doors, boardwalks and walkways. Regular maintenance every 3-6 months is required. Note: timber may not grey evenly, the grey appearance will depend on the timber species and degree of exposure to the weather.</p>





<b>Features</b>
<ul style="list-style-type: none"> <li>▪ Clear water repellent</li> <li>▪ Matt finish</li> </ul>

<b>Benefits</b>
<ul style="list-style-type: none"> <li>▪ Allows exterior timber to naturally grey over time whilst repelling water</li> <li>▪ Natural look</li> </ul>

<b>Uses</b>
For use on exterior cladding and weatherboards, decking, fences, gates, windows, doors, boardwalks and walkways.

<b>Precautions And Limitations</b>
<p>Do not apply in temperatures under 10°C or above 35°C or when rain or heavy dew is expected within the coating dry time. Maintenance required every 3-6 months to maintain water repellency.</p>

<b>Performance Guide</b>			
<b>Weather</b>	For exterior timber. Maintenance required every 3-6 months to maintain water repellency.	<b>Salt</b>	Good
<b>Water</b>	Excellent		

Typical Properties			
<b>Gloss Level</b>	Matt	<b>Colour</b>	Clear
<b>Number Of Coats</b>	2	<b>V.O.C. Level</b>	734 g/L
<b>Clean Up Description</b>	Mineral turpentine To avoid spontaneous combustion of contaminated application cloths, soak application cloths in water or immediately spread used application cloths flat in a cool, well ventilated area to dry completely before disposal. Do not scrunch up or place cloths on top of each other.		
<b>Application Method</b>	 Air Spray  Airless Spray  Brush  Roller		
<b>Application Conditions</b>	<b>Min</b>	<b>Max</b>	<b>Recommended</b>
	<b>Wet Film Per Coat (microns)</b>		
	<b>Dry Film Per Coat (microns)</b>		
	<b>Recoat Time (min)</b>	2 hours min.	
	<b>Theoretical Spread Rate (m<sup>2</sup>/L)</b>		
<b>Typical Properties Notes</b>	<p><b>DRYING TIME</b> Drying times are given at 25°C and 50% relative humidity. Lower temperatures or higher humidity can lead to extended drying times. Recoat: Allow at least 2 hours to penetrate. Coating does not need to fully dry before applying subsequent coats.</p> <p><b>COVERAGE</b> Softwood: 6 - 8m<sup>2</sup> per litre Hardwood: 8 - 10m<sup>2</sup> per litre</p>		

Application Guide	
<b>Surface Preparation</b>	<ul style="list-style-type: none"> <li><b>NEW TIMBER</b> Allow new timber to weather in its final position for 4 - 6 weeks. Prepare new timber for coating with Feast Watson WOODCLEAN as per the instructions. For best results, lightly sand the surface to remove any grain raise. Remove all sanding dust before coating. Prepare weathered or grey timber by washing thoroughly with a high pressure water hose and a stiff bristled brush or broom. Sanding may be required to remove stains and restore deteriorated surfaces. Remove all sanding dust before coating.</li> <li><b>PREVIOUSLY COATED TIMBER</b> Timber coated with stain or oil can be coated with WATER REPELLENT TIMBER &amp; DECK OIL after the surface has weathered. Test if the surface is ready by sprinkling water onto the timber: if the water absorbs into the timber it is suitable for coating. If the water beads, further weathering, sanding or stripping is required. Painted or varnished surfaces need to be taken back to bare timber by stripping or sanding. Prepare timber for coating with a high pressure water hose, and a stiff bristled brush or broom.</li> </ul>
<b>Application Procedure And Equipment</b>	<ul style="list-style-type: none"> <li>Allow the timber to dry completely before applying WATER REPELLENT TIMBER &amp; DECK OIL. WATER REPELLENT TIMBER &amp; DECK OIL should be stirred thoroughly before and during application with a flat blade stirrer taking care not to introduce bubbles. Apply one coat of WATER REPELLENT TIMBER &amp; DECK OIL using a brush, roller or spray. If applying with a roller or spray, back brush the coating to ensure even penetration. Work along 3 - 4 planks at a time, in the direction of coated. Allow coating to fully soak into timber before applying additional coats. Allow at least 2 hours to penetrate. Coating does not need to fully dry before applying subsequent coats. A minimum of two coats is required.</li> <li><b>MAINTENANCE</b> Regularly monitor coated timber for signs of loss of water repellency. Maintenance required every 3-6 months to maintain water repellency. When required, clean the surface using a high pressure water hose and a stiff bristled brush or broom, allow the surface to dry and recoat with two coats of WATER REPELLENT TIMBER &amp; DECK OIL.</li> </ul>

Health And Safety			
<b>MSDS Number</b>	DLXGHCEN001298	<b>Using Safety Precautions</b>	Flammable liquid and vapour. May be fatal if swallowed and enters airways. Keep out of reach of children. Read label before use. Keep away from heat/sparks/open flames/hot surfaces. No smoking. Keep container tightly closed. Ground/bond container and receiving equipment. Use explosion-proof electrical, ventilating, lighting and all other equipment. Use only non-sparking tools. Take precautionary measures against static discharge. Wear protective clothing, gloves, eye/face protection and suitable respirator. Store locked up. Store in a well ventilated place. Keep cool.
<b>Health Effects</b>	<p>If poisoning occurs, contact a Doctor or Poisons Information Centre (Phone Australia 131 126; New Zealand 0800 764 766).</p> <p>If medical advice is needed, have product container or label at hand.</p> <p>SWALLOWED: If swallowed, rinse mouth. Do NOT induce vomiting. Give a glass of water. Call a POISON CENTRE or doctor/physician if you feel unwell.</p> <p>EYE: If in eyes, hold eyes open, flush with running water for at least 15 minutes and see a doctor.</p> <p>SKIN: If skin contact occurs, remove contaminated clothing and wash skin thoroughly. If irritation occurs seek medical advice. For skin burns, cover with a clean, dry dressing until medical help is available.</p> <p>INHALED: Remove from contaminated area – avoid becoming a casualty. Allow patient to assume most comfortable position and keep warm. Keep at rest until fully recovered. Apply artificial respiration if not breathing. Seek medical advice.</p>	<b>Flammability</b>	Flammable liquid and vapour.
<b>Fire Suppression</b>	If involved in a fire use alcohol resistant foam, standard foam or dry agent. Avoid breathing products of combustion.	<b>Protective Equipment</b>	Wear protective clothing, gloves, eye/face protection and suitable respirator.
<b>Storage</b>	Keep out of reach of children. Store locked up. Store in a well ventilated place. Keep cool	<b>Disposal</b>	Dispose of contents/container in accordance with local, regional, national and international regulations.
<b>In the case of emergency, please call 1800 033 111</b>			

Transport And Storage			
<b>Pack A</b>	840W0211	<b>Shipment Name</b>	PAINT
<b>Size</b>	4L	<b>Weight</b>	3.75Kg
<b>Flash Point</b>	>35C	<b>UN Number</b>	1263
<b>Dangerous Goods Class</b>	3	<b>Package Group</b>	III

**Disclaimer**

Dulux, Selleys and Other marks followed by ® are registered trademarks. Marks followed by the symbol of ™ are trademarks.

The data provided within the Duspec system is correct at the time of publication, however it is the responsibility of those using this information to check that it is current prior to specifying or using any of these coating/product systems.

DISCLAIMER: Any advice, recommendation, information, assistance or service provided by any of the divisions of DuluxGroup (Australia) Pty Ltd or its related entities (collectively, DuluxGroup) in relation to goods manufactured by it or their use and application is given in good faith and is believed by DuluxGroup to be appropriate and reliable. However, any advice, recommendation, information, assistance or service provided by DuluxGroup is provided without liability or responsibility PROVIDED THAT the foregoing shall not exclude, limit, restrict or modify the right entitlements and remedies conferred upon any person or the liabilities imposed upon DuluxGroup by any condition or warranty implied by Commonwealth, State or Territory Act or ordinance void or prohibiting such exclusion limitation or modification. Coating/product systems can be expected to perform as indicated on the Duspec Spec Sheet so long as applications and application procedures of the individual products are followed as recommended on the appropriate Product data Sheet. "DuluxGroup" "Dulux" "Selleys" "Berger" "Berger Gold Label" "Hadrian" "Walpamur" "Levene" "Acratex" and Other marks followed by ® are registered trademarks of DuluxGroup (Australia) Pty Ltd ABN 67 000 049 427. Marks followed by the symbol ™ are trademarks.

Please note that this document is only valid for 60 days from the date of issue.

DuluxGroup (Australia) Pty Ltd 1956 Dandenong Road, Clayton, Victoria 3168 AU ABN 67 000 049 427