

## Intergrain Enviropo Endure 2 Pack Gloss

AUDW1421

<b>Part A</b>	701 W0219	<b>Part B</b>	701 W0222
---------------	-----------	---------------	-----------

### Description

Intergrain Enviropo Endure 2 Pack is an extremely durable, clear water based polyurethane for interior timber, parquetry and cork floors. It can also be used to refresh Floating Floors. Endure 2 Pack is designed to maintain the natural colour of timber and is available in Matt, Satin and Gloss sheen levels. Endure 2 Pack uses cross-linking technology to provide resistance to abrasion, foot traffic, water, alcohol and mild chemicals, making it ideal for use in high traffic areas and commercial environments. Endure 2 Pack is low odour, quick drying (recoat in 4 hours) and unlike oil based finishes, will not darken or yellow over time. ^Being water based, Endure 2 Pack emits significantly less VOCs (volatile organic compounds) into the atmosphere than traditional solvent based finishes and meets the VOC requirements of the GBCA. So, combined with being safer to use, Endure 2 pack is much gentler on the environment.

#### \*GREEN BUILDING COMPLIANT

The Green Building Council of Australia (GBCA) target for VOC level of floor coatings is less than 140 grams per litre of VOC. Endure 2 Pack can be used on Green Star Buildings as it emits significantly less VOCs than the target set by the GBCA. Refer to the datasheet on [www.duspec.com.au](http://www.duspec.com.au) for the actual VOC level of Endure 2 Pack.

### Features

- Extremely durable 2 pack polyurethane.
- Environmentally friendly.
- Water-based.

### Benefits

- Suitable for high traffic areas and commercial environments.
- Safer to use and gentle on the environment.
- Quick drying.

### Uses

On interior timber and parquetry floors. May be used on cork and floating floors in certain situations.




### Precautions And Limitations

Do not apply in temperatures above 35°C or below 10°C.

If using in temperatures above 30°C, Enviropo Wet Edge Extender can be added to Endure 2 Pack to a maximum of 5%, to ease application, follow instructions on the Wet Edge Extender label.

### Performance Guide

<b>Weather</b>	Interior use only.	<b>Heat Resistance</b>	Up to 100C.
<b>Water</b>	Good for splashes and spillage.	<b>Solvent</b>	Good for weak solutions.
<b>Abrasion</b>	Excellent.	<b>Acid</b>	Good for weak solutions.
<b>Alkali</b>	Good for weak solutions.		

Typical Properties																											
<b>Gloss Level</b>	>80% at 60°	<b>Colour</b>	Clear																								
<b>Components</b>	2	<b>Number Of Coats</b>	2-3																								
<b>Toxicity</b>	Non toxic	<b>V.O.C. Level</b>	<135 g/L (Part A + Part B)																								
<b>Meets GBCA VOC Requirement?</b>	Yes. Total Volatile Organic Content (TVOC) values are calculated in accordance to the stated methodology within Green Star Technical Manuals. The TVOC content is theoretically calculated as the sum total of the known VOC values of the product's raw material components. These materials include the base paint plus additional low VOC tinter required for non-factory packaged colours.	<b>Mixing Ratio</b>	9:1																								
<b>Pot Life</b>	3 hours	<b>Touch Dry</b>	1 hour																								
<b>Clean Up</b>	 Water																										
<b>Application Method</b>	  Brush      Roller																										
<b>Application Conditions</b>	<table border="0" style="width: 100%;"> <tr> <td style="text-align: center;"><b>Solids By Volume</b></td> <td style="text-align: center;">29</td> <td></td> <td></td> </tr> <tr> <td></td> <td style="text-align: center;"><b>Min</b></td> <td style="text-align: center;"><b>Max</b></td> <td style="text-align: center;"><b>Recommended</b></td> </tr> <tr> <td><b>Wet Film Per Coat (microns)</b></td> <td></td> <td></td> <td style="text-align: center;">100</td> </tr> <tr> <td><b>Dry Film Per Coat (microns)</b></td> <td></td> <td></td> <td style="text-align: center;">29</td> </tr> <tr> <td><b>Recoat Time (min)</b></td> <td style="text-align: center;">4 hours</td> <td></td> <td></td> </tr> <tr> <td><b>Theoretical Spread Rate (m<sup>2</sup>/L)</b></td> <td></td> <td style="text-align: center;">10</td> <td style="text-align: center;">10</td> </tr> </table>			<b>Solids By Volume</b>	29				<b>Min</b>	<b>Max</b>	<b>Recommended</b>	<b>Wet Film Per Coat (microns)</b>			100	<b>Dry Film Per Coat (microns)</b>			29	<b>Recoat Time (min)</b>	4 hours			<b>Theoretical Spread Rate (m<sup>2</sup>/L)</b>		10	10
<b>Solids By Volume</b>	29																										
	<b>Min</b>	<b>Max</b>	<b>Recommended</b>																								
<b>Wet Film Per Coat (microns)</b>			100																								
<b>Dry Film Per Coat (microns)</b>			29																								
<b>Recoat Time (min)</b>	4 hours																										
<b>Theoretical Spread Rate (m<sup>2</sup>/L)</b>		10	10																								
<b>Typical Properties Notes</b>	<p>COVERAGE 8 – 10m<sup>2</sup>/L depending on the porosity of the timber.</p> <p>DRY TIMES Dry times are based on drying conditions of 25°C and 50% relative humidity. DRYING TIMES WILL BE LONGER IN CONDITIONS COOLER THAN 25°C OR MORE HUMID THAN 50% HUMIDITY.</p> <p>Touch Dry: 1 hour. Recoat: Allow a minimum of 4 hours drying between coats. Cold or humid conditions will require longer.</p> <p>Floors will take light foot traffic after 12 hours, and normal foot traffic after 72 hours. Full cure: allow 7 days.</p>																										

Application Guide	
<b>Surface Preparation</b>	<ul style="list-style-type: none"> <li>All surfaces must be clean, dry, free of wax, grease, dust and other contaminants. The presence of contaminants increases the possibility of rejection and delamination.</li> </ul> <p>Clean oily timbers such as Brushbox, Spotted Gum, Cypress and Tallowwood with methylated spirits and allow to dry. Prepare cork in accordance with cork manufacturer's specifications . If uneven, the surface should be sanded with coarse sandpaper. All nail holes and cracks should be filled with Intergrain Woodblend™ putty, do not use Linseed Oil putty.</p> <p>Fine sand the floor finishing with 100 grit sandpaper, then with 150 mesh screen and vacuum thoroughly with a commercial grade vacuum cleaner to remove any sanding dust.</p>
<b>Application Procedure And Equipment</b>	<ul style="list-style-type: none"> <li><b>MIXING</b> Mix Endure 2 Pack Part A and Endure 2 Pack Part B at a ratio of 9 to 1 and shake for at least 2 minutes to ensure it is thoroughly combined. Strain product if required before use.</li> </ul> <p><b>POT LIFE</b> Pot life: 3 hours, Endure 2 Pack must be used within 3 hours of mixing.</p> <p><b>APPLICATION</b> It is recommended to shield doorways, fireplaces and windows from dust, dirt or other contaminants settling on the surface between coats, as this will affect the finished appearance. Do not completely seal, as adequate ventilation is required to assist with drying.</p> <p>Do not apply in temperatures above 35°C or below 10°C. If using in temperatures above 30°C, Enviropro Wet Edge Extender can be added to Endure 2 Pack to a maximum of 5%, to ease application, follow instructions on the Wet Edge Extender label.</p> <p><b>NEW TIMBER</b> Apply 1 coat of Enviropro Timberseal™ or Timberseal Ultra following the instructions on the label. Lightly sand Timberseal Ultra with a worn 180 mesh screen if needed. If using Timberseal, DO NOT SAND.</p> <p>Apply 2 coats of Endure 2 Pack using a 10mm nap microfibre roller. To improve adhesion and minimise grain raise, it is recommended to screen between coats with a worn 150 grit screen or 180 grit screen.</p> <p>To increase the wear resistance, apply 3 coats of Endure 2 Pack. On porous timbers, apply 3 coats of Endure 2 Pack to ensure a uniform finish.</p> <p><b>PREVIOUSLY FINISHED SURFACES</b> including Floating Floors Wash the floor with Enviropro Squeaky Clean™ as per the label instructions. Sand to a dull finish with a 100 grit screen, vacuum thoroughly to remove dust, then wipe clean with a damp rag. To ensure adhesion, a test patch is recommended after the surface has been prepared. Apply a small test area with Endure 2 Pack, allow to dry for 24 hours then firmly press a strip of sticky tape over the coating and rip off quickly. If the coating is removed, sand the full surface back to bare timber. If the coating is not removed, sand the test area back to a dull finish. Apply 1-2 coats of Endure 2 Pack using a 10mm nap microfibre roller.</p> <p>If patches of the previous coating have worn back to expose bare timber, the full floor must be sanded back to bare timber, and product applied as per 'new timber' directions.</p> <p><b>SLIP RESISTANCE</b> Intergrain UltraGrip can be added to Endure 2 Pack Matt and Satin to achieve a more slip resistant finish. It is not recommended to add Intergrain UltraGrip to Endure 2 Pack Gloss as it will dull the gloss finish. For more information about system requirements refer to the datasheet on <a href="http://www.duspec.com.au">www.duspec.com.au</a>. Add UltraGrip according to product instructions.</p>

Health And Safety			
<b>MSDS Number</b>	DLXGHSEN001704 Endure 2 Pack Part A Gloss DLXGHSEN001706 Endure 2 Pack Part B	<b>Using Safety Precautions</b>	Avoid contact with skin and eyes or breathing vapour and spray mist (dust). Wear waterproof gloves and safety glasses. Use only in well ventilated areas. Wash hands after use. Slippery when spilt; clean up immediately.
<b>Health Effects</b>	FIRST AID: If poisoning occurs, contact a Doctor or Poisons Information Centre (AUST: 131 126; NZ 0800 764 766).  SWALLOWED: Rinse mouth with water. If swallowed, do NOT induce vomiting. Give a glass of water.  EYE: If in eyes, hold eyes open, flush with running water for at least 15 minutes.  SKIN: If skin contact occurs, remove contaminated clothing and wash skin thoroughly.  INHALED: Remove from contaminated area.  EMERGENCY INFORMATION (ALL HOURS): AUST – 1800 033 111; NZ – 0800 734 607	<b>Flammability</b>	This product is non-flammable.
<b>Fire Suppression</b>	If involved in a fire use water fog, foam or dry agents. Avoid breathing products of combustion.	<b>Protective Equipment</b>	Wear waterproof gloves and safety glasses.
<b>Storage</b>	Keep out of reach of children.	<b>Disposal</b>	Refer to Local Authority for disposal advice. Do not empty into drains and waterways.
<b>Other</b>	INTERGRAIN CUSTOMER SERVICE For further product or application advice or a Safety Data Sheet contact Intergrain Customer Service: Aust – 1800 630 285, NZ – 0800 222 687 or visit <a href="http://www.intergrain.com.au">www.intergrain.com.au</a> . For product datasheets visit <a href="http://www.duspec.com.au">www.duspec.com.au</a>		
<b>In the case of emergency, please call 1800 033 111</b>			

Transport And Storage			
<b>Pack A</b>	701 W0219		
<b>Size</b>		<b>Weight</b>	
4.5L		5kg	
<b>Pack B</b>	701 W0222		
<b>Size</b>		<b>Weight</b>	
0.500L		0.556kg	

**Disclaimer**

Dulux, Selleys and Other marks followed by ® are registered trademarks. Marks followed by the symbol of ™ are trademarks.

The data provided within the Duspec system is correct at the time of publication, however it is the responsibility of those using this information to check that it is current prior to specifying or using any of these coating/product systems.  
DISCLAIMER: Any advice, recommendation, information, assistance or service provided by any of the divisions of DuluxGroup (Australia) Pty Ltd or its related entities (collectively, DuluxGroup) in relation to goods manufactured by it or their use and application is given in good faith and is believed by DuluxGroup to be appropriate and reliable. However, any advice, recommendation, information, assistance or service provided by DuluxGroup is provided without liability or responsibility PROVIDED THAT the foregoing shall not exclude, limit, restrict or modify the right entitlements and remedies conferred upon any person or the liabilities imposed upon DuluxGroup by any condition or warranty implied by Commonwealth, State or Territory Act or ordinance void or prohibiting such exclusion limitation or modification. Coating/product systems can be expected to perform as indicated on the Duspec Spec Sheet so long as applications and application procedures of the individual products are followed as recommended on the appropriate Product data Sheet. "DuluxGroup" "Dulux" "Selleys" "Berger" "Berger Gold Label" "Hadrian" "Walpamur" "Levene" "Acratex" and Other marks followed by ® are registered trademarks of DuluxGroup (Australia) Pty Ltd ABN 67 000 049 427. Marks followed by the symbol ™ are trademarks.

Please note that this document is only valid for 60 days from the date of issue.

DuluxGroup (Australia) Pty Ltd 1956 Dandenong Road, Clayton, Victoria 3168 AU ABN 67 000 049 427