

Intergrain Enviropo Endure 1 Pack Gloss

AUDW1418

Part A	701 94989
---------------	-----------

Description

Intergrain Enviropo Endure 1 Pack is a highly durable, single pack clear polyurethane designed for all interior timber, parquetry and cork floors. It can also be used on other interior timber surfaces where a highly durable clear finish is desired and to refresh Floating Floors. Endure 1 Pack is low odour, quick drying (recoat in 4 hours), water washup and unlike oil based finishes, will not darken or yellow over time. Available in Matt, Satin and Gloss sheen levels, Endure 1 Pack is a great choice for residential projects. ^Being water based, Endure 1 Pack emits significantly less VOCs (volatile organic compounds) into the atmosphere than traditional solvent based finishes and meets the VOC requirements of the GBCA. So, combined with being safer to use, Endure 1 Pack is much gentler on the environment.

Note: Endure 1 Pack may be used on cork and floating floors in certain situations. For more information, please call 1800 248 780 or your local Intergrain Enviropo representative.

ENVIRO RESPONSIBILITY

Being water based, Endure 1 Pack emits significantly less VOCs (volatile organic compounds) into the atmosphere than traditional solvent based finishes. So, combined with being safer to use, Endure 1 Pack is much gentler on the environment.

GREEN BUILDING COMPLIANT

The Green Building Council of Australia (GBCA) target for VOC level of floor coatings is less than 140 grams per L of VOC. Endure 1 Pack is green building compliant as it emits significantly less VOCs than the target set by the GBCA. Refer to the datasheet on www.duspec.com.au for the VOC level of Endure 1 Pack.

Features

- Highly durable.
- Environmentally friendly.
- Water-based.

Benefits

- Very good wear resistance.
- Safer to use and gentle on the environment.
- Quick drying.

Uses

On interior timber and parquetry floors. May be used on cork and floating floors in certain situations.




Precautions And Limitations

Do not apply in temperatures above 35°C or below 10°C.

If using in temperatures above 30°C, Enviropo Wet Edge Extender can be added to Endure 1 Pack to a maximum of 5% to ease application, follow instructions on the Wet Edge Extender label.

Performance Guide

Weather	Interior use only.	Heat Resistance	Up to 100C.
Water	Good for splashes and spillage.	Solvent	Good for weak solutions.
Abrasion	Very good.	Acid	Good for weak solutions.
Alkali	Good for weak solutions.		

Typical Properties																											
Gloss Level	>80% at 60°	Colour	Clear																								
Components	1	Number Of Coats	2-3																								
Toxicity	Non toxic	V.O.C. Level	<75 g/L																								
Meets GBCA VOC Requirement?	Yes. Total Volatile Organic Content (TVOC) values are calculated in accordance to the stated methodology within Green Star Technical Manuals. The TVOC content is theoretically calculated as the sum total of the known VOC values of the product's raw material components. These materials include the base paint plus additional low VOC tinter required for non-factory packaged colours.	Touch Dry	2 hours																								
Clean Up	 Water																										
Application Method	  Brush Roller																										
Application Conditions	<table border="0" style="width: 100%;"> <tr> <td style="text-align: center;">Solids By Volume</td> <td style="text-align: center;">29</td> <td></td> <td></td> </tr> <tr> <td></td> <td style="text-align: center;">Min</td> <td style="text-align: center;">Max</td> <td style="text-align: center;">Recommended</td> </tr> <tr> <td>Wet Film Per Coat (microns)</td> <td></td> <td></td> <td style="text-align: center;">100</td> </tr> <tr> <td>Dry Film Per Coat (microns)</td> <td></td> <td></td> <td style="text-align: center;">29</td> </tr> <tr> <td>Recoat Time (min)</td> <td style="text-align: center;">4 hours</td> <td></td> <td></td> </tr> <tr> <td>Theoretical Spread Rate (m²/L)</td> <td></td> <td style="text-align: center;">10</td> <td style="text-align: center;">10</td> </tr> </table>			Solids By Volume	29				Min	Max	Recommended	Wet Film Per Coat (microns)			100	Dry Film Per Coat (microns)			29	Recoat Time (min)	4 hours			Theoretical Spread Rate (m²/L)		10	10
Solids By Volume	29																										
	Min	Max	Recommended																								
Wet Film Per Coat (microns)			100																								
Dry Film Per Coat (microns)			29																								
Recoat Time (min)	4 hours																										
Theoretical Spread Rate (m²/L)		10	10																								
Typical Properties Notes	<p>COVERAGE 8-10 square metres per litre depending on the porosity of the timber.</p> <p>DRY TIMES Dry times are based on drying conditions of 25°C and 50% relative humidity. DRYING TIMES WILL BE LONGER IN CONDITIONS COOLER THAN 25°C OR MORE HUMID THAN 50% HUMIDITY.</p> <p>Touch Dry: 2 hours. Recoat: Allow a minimum of 4 hours drying between coats. Cold or humid conditions will require longer.</p> <p>Floors will take light foot traffic after 12 hours, and normal foot traffic after 72 hours. Full cure: allow 7 days.</p>																										

Application Guide	
Surface Preparation	<ul style="list-style-type: none"> All surfaces must be clean, dry, free of wax, grease, dust and other contaminants. The presence of contaminants increases the possibility of rejection and delamination. <p>If uneven, the surface should be sanded with coarse sandpaper. Clean oily timbers such as Brushbox, Spotted Gum, Cypress and Tallowwood with methylated spirits and allow to dry. Prepare cork in accordance with cork manufacturer's specifications. All nail holes and cracks should be filled with Intergrain Woodblend™ putty, do not use Linseed Oil putty.</p> <p>Fine sand the floor finishing with 100 grit sandpaper, then with 150 mesh screenback, and vacuum thoroughly with a commercial grade vacuum cleaner to remove any sanding dust.</p>
Application Procedure And Equipment	<ul style="list-style-type: none"> MIXING Shake Endure 1 Pack for at least 1 minute to ensure any settled matting agent is reincorporated. Strain product if required before use. <p>APPLICATION It is recommended to shield doorways, fireplaces and windows from dust, dirt or other contaminants settling on the surface between coats, as this will affect the finished appearance. Do not completely seal, as adequate ventilation is required to assist with drying.</p> <p>Do not apply in temperatures above 35°C or below 10°C. If using in temperatures above 30°C, Enviropro Wet Edge Extender can be added to Endure 1 Pack to a maximum of 5% to ease application, follow instructions on the Wet Edge Extender label.</p> <p>If using more than one pack of Endure 1 Pack, it is recommended to mix all packs together to achieve product uniformity before use.</p> <p>NEW TIMBER Apply 1 coat of Enviropro Timberseal™ or Timberseal Ultra following the instructions on the label. Lightly sand Timberseal Ultra with a worn 180 mesh screen if needed. If using Timberseal, DO NOT SAND.</p> <p>Apply 2 coats of Endure 1 Pack. Cut in edges using a brush, then apply to the rest of the surface using a 10mm nap microfibre roller. To improve adhesion and minimise grain raise, it is recommended to screen between coats with a worn 150 grit screen or 180 grit screen.</p> <p>To increase the wear resistance, apply 3 coats of Endure 1 Pack. On porous timbers, apply 3 coats of Endure 1 Pack to ensure a uniform finish.</p> <p>PREVIOUSLY FINISHED SURFACES including Floating Floors. Wash the floor with Enviropro Squeaky Clean™ as per the label instructions. Lightly sand to a dull finish with a 100 grit screen, vacuum thoroughly to remove dust, then wipe clean with a damp rag. To ensure adhesion, a test patch is recommended after the surface has been prepared. Apply a small test area with Endure 1 Pack, allow to dry for 24 hours then firmly press a strip of sticky tape over the coating and rip off quickly. If the coating is removed, sand the full surface back to bare timber. If the coating is not removed, sand the test area back to a dull finish. Apply 1-2 coats of Endure 1 Pack using a 10mm nap microfibre roller.</p> <p>If patches of the previous coating have worn back to expose bare timber, the full floor must be sanded back to bare timber, and product applied as per 'new timber' directions.</p> <p>SLIP RESISTANCE Intergrain UltraGrip™ can be added to Endure 1 Pack Matt and Satin to achieve a more slip resistant finish. It is not recommended to add Intergrain UltraGrip to Endure 1 Pack Gloss as it will dull the gloss finish. For more information about system requirements refer to the datasheet on www.duspec.com.au. Add UltraGrip according to product instructions.</p>

Health And Safety			
MSDS Number	21703	Using Safety Precautions	Avoid contact with skin and eyes or breathing vapour and spray mist. Wear waterproof gloves and safety glasses. Use only in well ventilated areas. Wash hands after use. Slippery when spilt; clean up immediately.
Health Effects	FIRST AID: If poisoning occurs, contact a Doctor or Poisons Information Centre (AUST: 131 126; NZ 0800 764 766). SWALLOWED: Rinse mouth with water. If swallowed, do NOT induce vomiting. Give a glass of water. EYE: If in eyes, hold eyes open, flush with running water for at least 15 minutes. SKIN: If skin contact occurs, remove contaminated clothing and wash skin thoroughly. INHALED: Remove from contaminated area. EMERGENCY INFORMATION (ALL HOURS): AUST – 1800 033 111; NZ – 0800 734 607	Flammability	This product is non-flammable.
Fire Suppression	If involved in a fire use water fog, foam or dry agents. Avoid breathing products of combustion.	Protective Equipment	Wear waterproof gloves and safety glasses.
Storage	Keep out of reach of children.	Disposal	Refer to Local Authority for disposal advice. Do not empty into drains and waterways.
Other	INTERGRAIN CUSTOMER SERVICE For further product or application advice or a Safety Data Sheet contact Intergrain Customer Service: Aust – 1800 630 285, NZ – 0800 222 687 or visit www.intergrain.com.au . For product datasheets visit www.duspec.com.au		
In the case of emergency, please call 1800 033 111			

Transport And Storage	
Pack A	701 94989
Size 5L	Weight 5.5kg

Disclaimer

Dulux, Selleys and Other marks followed by ® are registered trademarks. Marks followed by the symbol of ™ are trademarks.

The data provided within the Duspec system is correct at the time of publication, however it is the responsibility of those using this information to check that it is current prior to specifying or using any of these coating/product systems.
DISCLAIMER: Any advice, recommendation, information, assistance or service provided by any of the divisions of DuluxGroup (Australia) Pty Ltd or its related entities (collectively, DuluxGroup) in relation to goods manufactured by it or their use and application is given in good faith and is believed by DuluxGroup to be appropriate and reliable. However, any advice, recommendation, information, assistance or service provided by DuluxGroup is provided without liability or responsibility PROVIDED THAT the foregoing shall not exclude, limit, restrict or modify the right entitlements and remedies conferred upon any person or the liabilities imposed upon DuluxGroup by any condition or warranty implied by Commonwealth, State or Territory Act or ordinance void or prohibiting such exclusion limitation or modification. Coating/product systems can be expected to perform as indicated on the Duspec Spec Sheet so long as applications and application procedures of the individual products are followed as recommended on the appropriate Product data Sheet. "DuluxGroup" "Dulux" "Selleys" "Berger" "Berger Gold Label" "Hadrian" "Walpamur" "Levene" "Acratex" and Other marks followed by ® are registered trademarks of DuluxGroup (Australia) Pty Ltd ABN 67 000 049 427. Marks followed by the symbol ™ are trademarks.

Please note that this document is only valid for 60 days from the date of issue.

DuluxGroup (Australia) Pty Ltd 1956 Dandenong Road, Clayton, Victoria 3168 AU ABN 67 000 049 427