

**Feast Watson Floorclear Gloss**

**AUDW0736**

<b>Part A</b>	872 94797
---------------	-----------

**Description**

Feast Watson FLOORCLEAR is a clear, oil based, polyurethane finish that produces a tough, abrasion resistant finish that enhances the natural beauty of the timber. FLOORCLEAR can be used on new and existing interior timber and cork floors, parquetry and other interior timber subject to high wear, such as benchtops. FLOORCLEAR has been formulated using a lower odour solvent than traditional oil based floor coatings.

**Features**

- Lower odour
- Polyurethane
- Clear finish

**Benefits**

- Lower odour during application and drying
- Tough and abrasion resistant
- Enhances natural beauty of timber

**Uses**




On interior timber and cork floors, parquetry and other interior timbers subject to high wear.

**Precautions And Limitations**

Drying times are given at 25°C and 50% relative humidity. Lower temperatures or higher humidity can lead to extended drying times. Do not apply in temperatures under 10°C or above 35°C.

**Performance Guide**

<b>Weather</b>	For interior use only	<b>Salt</b>	Unaffected by splash or spillage
<b>Heat Resistance</b>	Up to 120C. Premature yellowing and embrittlement will occur if subjected to continuous heat.	<b>Water</b>	Good.
<b>Solvent</b>	Resist alcohol and hydrocarbons	<b>Abrasion</b>	Good.
<b>Acid</b>	Suitable for splash only with dilute acid	<b>Alkali</b>	Suitable for splash only with dilute alkali

Typical Properties																											
<b>Gloss Level</b>	Gloss	<b>Colour</b>	Clear																								
<b>Components</b>	1	<b>Number Of Coats</b>	2																								
<b>Toxicity</b>	Lead free.	<b>V.O.C. Level</b>	< 480g/L																								
<b>Touch Dry</b>	8 hours																										
<b>Clean Up Description</b>	Mineral turpentine To avoid spontaneous combustion of contaminated application cloths, soak application cloths in water or immediately spread used application cloths flat in a cool, well ventilated area to dry completely before disposal. Do not scrunch up or place cloths on top of each other.																										
<b>Application Method</b>	   Brush      Roller      Pad																										
<b>Application Conditions</b>	<table border="0" style="width: 100%;"> <tr> <td style="text-align: center;"><b>Solids By Volume</b></td> <td style="text-align: center;">43</td> <td></td> <td></td> </tr> <tr> <td></td> <td style="text-align: center;"><b>Min</b></td> <td style="text-align: center;"><b>Max</b></td> <td style="text-align: center;"><b>Recommended</b></td> </tr> <tr> <td><b>Wet Film Per Coat (microns)</b></td> <td></td> <td></td> <td style="text-align: center;">72</td> </tr> <tr> <td><b>Dry Film Per Coat (microns)</b></td> <td></td> <td></td> <td style="text-align: center;">31</td> </tr> <tr> <td><b>Recoat Time (min)</b></td> <td style="text-align: center;">12 hours</td> <td></td> <td></td> </tr> <tr> <td><b>Theoretical Spread Rate (m<sup>2</sup>/L)</b></td> <td></td> <td style="text-align: center;">14</td> <td style="text-align: center;">14</td> </tr> </table>			<b>Solids By Volume</b>	43				<b>Min</b>	<b>Max</b>	<b>Recommended</b>	<b>Wet Film Per Coat (microns)</b>			72	<b>Dry Film Per Coat (microns)</b>			31	<b>Recoat Time (min)</b>	12 hours			<b>Theoretical Spread Rate (m<sup>2</sup>/L)</b>		14	14
<b>Solids By Volume</b>	43																										
	<b>Min</b>	<b>Max</b>	<b>Recommended</b>																								
<b>Wet Film Per Coat (microns)</b>			72																								
<b>Dry Film Per Coat (microns)</b>			31																								
<b>Recoat Time (min)</b>	12 hours																										
<b>Theoretical Spread Rate (m<sup>2</sup>/L)</b>		14	14																								
<b>Typical Properties Notes</b>	<p><b>COVERAGE</b>                      Softwood: 12 - 13m<sup>2</sup> per litre.                      Hardwood: 13 - 14m<sup>2</sup> per litre.                      Cork: 10 - 12m<sup>2</sup> per litre.</p> <p><b>DRYING TIME</b>                      Drying times are given at 25°C and 50% relative humidity. Lower temperatures and higher humidity can lead to extended drying times.</p> <p>Allow 24 hours before light foot traffic and 72 hours for normal traffic. Full curing after 7 days.</p>																										

**Application Guide**

<b>Surface Preparation</b>	<ul style="list-style-type: none"> <li>New or Bare Timber/Cork Punch exposed nails below the surface. Note that holes and imperfections should be filled with timber putty after the first coat of FLOORCLEAR to match the putty colour with the coated timber colour. Sand timber to an even, smooth surface. Vacuum and wipe to remove dust. Prepare uncoated cork tiles in accordance with the supplier's recommendation. For porous timbers such as pine, apply one coat of Feast Watson TIMBER PRIMER after sanding to ensure the top coats will absorb evenly. For oily timbers such as tallowwood, brush box and cypress pine, apply one coat of Feast Watson PROOFSEAL after sanding to prevent the timber oils from discolouring the coating.</li> </ul> <p>Previously Coated Surfaces Clean surface with Feast Watson FLOORCLEAN and allow to dry. Sand surface thoroughly until a uniform matt appearance is achieved. Vacuum and wipe to remove dust. Check adhesion by applying FLOORCLEAR to a small test area. Allow to dry for 24hrs then firmly press a strip of sticky tape over the test area and rip off quickly. If coating is removed, it will not adhere to the surface so the surface needs to be sanded back to bare timber. If coating is not removed, sand the test area back to a uniform matt surface. If previous coating has worn back to expose bare timber it must be completely removed.</p>
<b>Application Procedure And Equipment</b>	<ul style="list-style-type: none"> <li>Stir contents thoroughly before and during application, with a broad flat stirrer. Surfaces to be coated must be dry and free from all dirt, dust, grease, wax, polish and oil. FLOORCLEAR should be mixed thoroughly, with a flat blade stirrer, before and during application, taking care NOT to introduce bubbles. Apply with a Feast Watson FLOOR FINISH APPLICATOR, brush or short nap mohair roller. Work along the whole length of 3 to 4 floorboards at a time, maintaining a wet edge to prevent lap marks and lay off in the direction of the grain. Take care to not introduce bubbles. When the first coat is thoroughly dry, lightly sand and vacuum to remove dust. Apply second coat as outlined above. A third coat may be required on porous timber or cork to achieve desired gloss level.</li> </ul> <p><b>STAINING</b> Stain bare timber after sanding using Feast Watson PROOFTINT or Feast Watson LIMING SOLUTION as per the application instructions. Seal porous timber such as pine with one coat of Feast Watson TIMBER PRIMER prior to staining to ensure the stain absorbs evenly. To stain flooring, mix PROOFTINT with Feast Watson PROOFTINT COLOUR REDUCER to allow time to evenly work the stain across the floor. Test the colour mix on off-cuts of flooring to confirm the colour before staining the whole area. Apply stain to the floor with a FLOOR FINISH APPLICATOR as per PROOFTINT instructions. Allow 12 hours to dry before applying FLOORCLEAR.</p> <p><b>MAINTENANCE</b> Allow FLOORCLEAR to cure for a minimum of 4 weeks before polishing. Regularly clean using FLOORCLEAN. Rejuvenate floors with Feast Watson FLOORSHINE POLISH. When floor requires an additional coat of FLOORCLEAR, apply as per the instructions for Previously Coated Surfaces.</p>

**Health And Safety**

<b>MSDS Number</b>	10694	<b>Using Safety Precautions</b>	Avoid contact with skin and eyes. Provide adequate ventilation. If using indoors keep windows and doors open during use and while drying. If painting large areas wear an organic vapour respirator. This paint is flammable, so eliminate any sources of ignition. Do not smoke.
<b>Health Effects</b>	<p>FIRST AID: For advice, contact a Poisons Information Centre (Phone Australia 13 11 26; New Zealand 0800 764 766) or a doctor.</p> <p>SWALLOWED: If swallowed, do NOT induce vomiting. Give a glass of water. Seek medical assistance.</p> <p>EYE: Rinse with plenty of running water. Seek medical help if irritation occurs.</p> <p>SKIN: If skin contact occurs, remove contaminated clothing and wash skin thoroughly with soap and water.</p>	<b>Flammability</b>	This product is flammable
<b>Protective Equipment</b>	Wear eye protection, protective clothing and gloves.	<b>Storage</b>	Keep out of reach of children.
<b>Disposal</b>	Do NOT pour leftover product down the drain. Unwanted product should be brushed out on newspaper, allowed to dry and then disposed of via domestic waste collections. Empty containers should be left open in a well ventilated area to dry out. When dry, recycle the container via steel can recycling programs. Disposal of empty containers via domestic recycling programs may differ between local authorities. Check with your local council/Waste Management Authority first.		

**In the case of emergency, please call 1800 033 111**

Transport And Storage			
<b>Pack A</b>	872 94797	<b>Shipment Name</b>	PAINTS
<b>Size</b> 10 Litre 4 Litre 1 Litre		<b>Weight</b> 10 Kg 4.1 Kg 1.1 Kg	
<b>Flash Point</b>	>23C	<b>UN Number</b>	1263
<b>Dangerous Goods Class</b>	3	<b>Package Group</b>	III

**Disclaimer**

Dulux, Selleys and Other marks followed by ® are registered trademarks. Marks followed by the symbol of ™ are trademarks.

The data provided within the Duspec system is correct at the time of publication, however it is the responsibility of those using this information to check that it is current prior to specifying or using any of these coating/product systems.  
 DISCLAIMER: Any advice, recommendation, information, assistance or service provided by any of the divisions of DuluxGroup (Australia) Pty Ltd or its related entities (collectively, DuluxGroup) in relation to goods manufactured by it or their use and application is given in good faith and is believed by DuluxGroup to be appropriate and reliable. However, any advice, recommendation, information, assistance or service provided by DuluxGroup is provided without liability or responsibility PROVIDED THAT the foregoing shall not exclude, limit, restrict or modify the right entitlements and remedies conferred upon any person or the liabilities imposed upon DuluxGroup by any condition or warranty implied by Commonwealth, State or Territory Act or ordinance void or prohibiting such exclusion limitation or modification. Coating/product systems can be expected to perform as indicated on the Duspec Spec Sheet so long as applications and application procedures of the individual products are followed as recommended on the appropriate Product data Sheet. "DuluxGroup" "Dulux" "Selleys" "Berger" "Berger Gold Label" "Hadrian" "Walpamur" "Levene" "Acratex" and Other marks followed by ® are registered trademarks of DuluxGroup (Australia) Pty Ltd ABN 67 000 049 427. Marks followed by the symbol ™ are trademarks.

Please note that this document is only valid for 60 days from the date of issue.

DuluxGroup (Australia) Pty Ltd 1956 Dandenong Road, Clayton, Victoria 3168 AU ABN 67 000 049 427